

Supporting Information

Zai-Lai Xie,¹ Hai-Bing Xu,² André Geßner,¹ Michael U. Kumke,¹ and Andreas Taubert^{1,3,*}

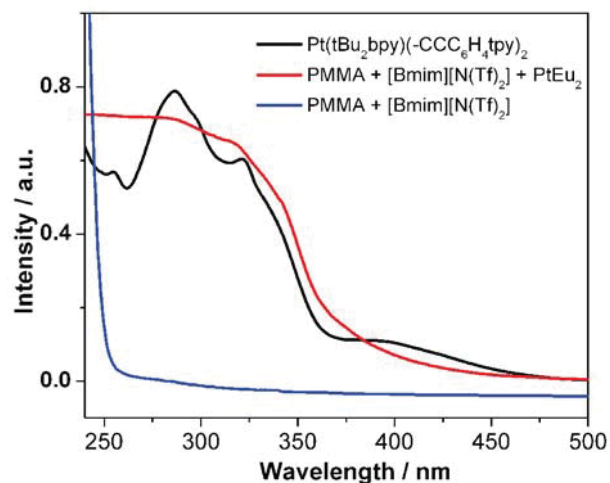


Figure S1. UV-Vis electronic absorption spectra of $(\text{Bu}^t_2\text{bpy})\text{Pt}(\text{C}\equiv\text{CC}_6\text{H}_4\text{tpy})_2$ and ionogels.

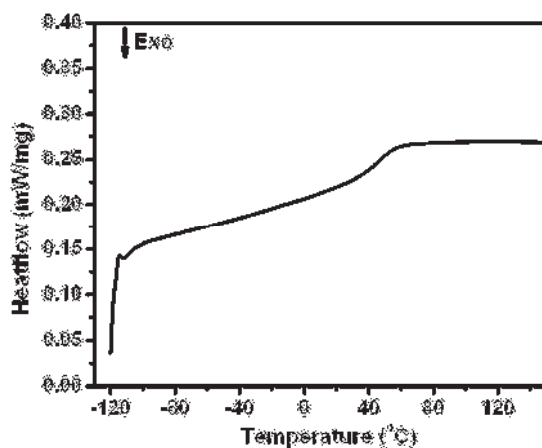


Figure S2. Full DSC curve of an ionogel.

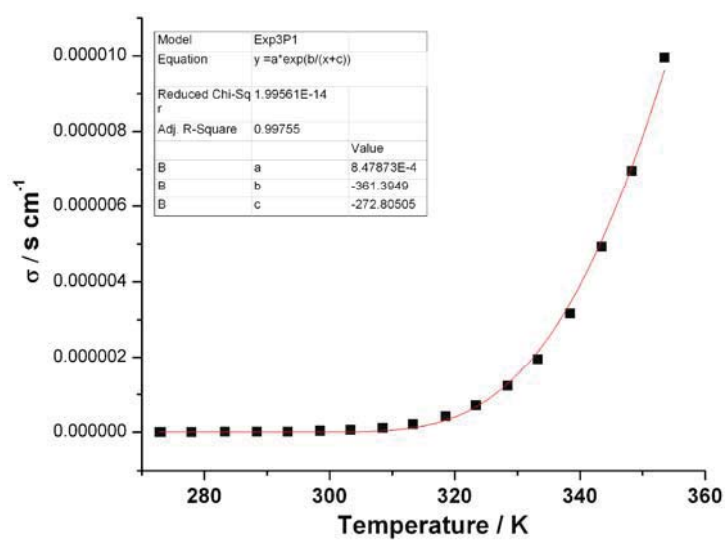


Figure S3. VTF fit of the ionic conductivity data.

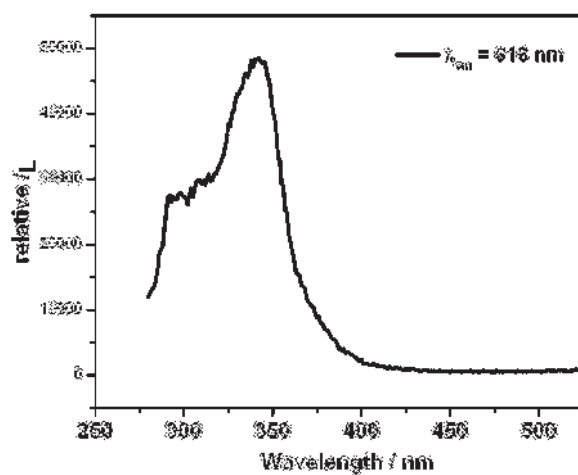


Figure S4. Excitation spectrum of the PtEu₂-ionogel.