

IMPROVED COLLABORATIVE FILTERING ALGORITHM VIA INFORMATION TRANSFORMATION

JIAN-GUO LIU* and BING-HONG WANG†

*Department of Modern Physics and Nonlinear Science Center
University of Science and Technology of China
Hefei 230026, P. R. China*

*The Research Center for Complex Systems
University of Shanghai for Science and Technology
and Shanghai Academy of System Science
Shanghai 200093, P. R. China*

*Department of Physics, University of Fribourg
Chemin du Musée 3, CH-1700 Fribourg, Switzerland*

* liujg004@ustc.edu.cn

† bhwang@ustc.edu.cn

QIANG GUO

*Dalian Nationalities University
Dalian 116600, P. R. China
guoqiang@dlnu.edu.cn*

In this paper, we propose a spreading activation approach for collaborative filtering (SA-CF). By using the opinion spreading process, the similarity between any users can be obtained. The algorithm has remarkably higher accuracy than the standard collaborative filtering using the Pearson correlation. Furthermore, we introduce a free parameter β to regulate the contributions of objects to user-user correlations. The numerical results indicate that decreasing the influence of popular objects can further improve the algorithmic accuracy and personality. We argue that a better algorithm should simultaneously require less computation and generate higher accuracy. Accordingly, we further propose an algorithm involving only the top- N similar neighbors for each target user, which has both less computational complexity and higher algorithmic accuracy.

Keywords: Recommendation systems; bipartite network; collaborative filtering.

PACS Nos.: 89.75.Hc, 87.23.Ge, 05.70.Ln.

1. Introduction

With the advent of the Internet, the exponential growth of the World Wide Web and routers confront people with an information overload.¹ We are facing too much data to be able to effectively filter out the pieces of information that are most

appropriate for us. A promising way is to provide personal recommendations to filter out the information. Recommendation systems use the opinions of users to help them more effectively identify content of interest from a potentially overwhelming set of choices.² Motivated by the practical significance to the e-commerce and society, various kinds of algorithms have been proposed, such as correlation-based methods,^{3,4} content-based methods,^{5,6} the spectral analysis,^{7,8} principle component analysis,⁹ network-based methods,^{10–13} and so on. For a review of current progress, see Ref. 14 and the references therein.

One of the most successful technologies for recommendation systems, called *collaborative filtering* (CF), has been developed and extensively investigated over the past decade.^{3,4,15} When predicting the potential interests of a given user, such approach first identifies a set of similar users from the past records and then makes a prediction based on the weighted combination of those similar users' opinions. Despite its wide applications, CF suffers from several major limitations including system scalability and accuracy.¹⁶ Recently, some physical dynamics, including mass diffusion,^{11,12} heat conduction,¹⁰ and trust-based model,¹⁷ have found their applications in personal recommendations. These physical approaches have been demonstrated to be of both high accuracy and low computational complexity.^{10–12} However, the algorithmic accuracy and computational complexity may be very sensitive to the statistics of data sets. For example, the algorithm presented in Ref. 12 runs much faster than standard CF if the number of users is much larger than that of objects, whereas when the number of objects is huge, the advantage of this algorithm vanishes because its complexity is mainly determined by the number of objects (see Ref. 12 for details). In order to increase the system scalability and accuracy of standard CF, we introduce a network-based recommendation algorithm with spreading activation, namely spreading activation approach for collaborative filtering (SA-CF). In addition, two free parameters β and N are presented to increase the accuracy and personality.

2. Method

Denoting the object set as $O = \{o_1, o_2, \dots, o_n\}$ and user set as $U = \{u_1, u_2, \dots, u_m\}$, a recommendation system can be fully described by an adjacent matrix $A = \{a_{ij}\} \in R^{n,m}$, where $a_{ij} = 1$ if o_i is collected by u_j , and $a_{ij} = 0$ otherwise. For a given user, a recommendation algorithm generates a ranking of all the objects he/she has not collected before.

Based on the user-object matrix A , a user similarity network can be constructed, where each node represents a user, and two users are connected if and only if they have collected at least one common object. In the standard CF, the similarity between u_i and u_j can be evaluated directly by a correlation function:

$$s_{ij}^c = \frac{\sum_{l=1}^n a_{li}a_{lj}}{\min\{k(u_i), k(u_j)\}}, \quad (1)$$

where $k(u_i) = \sum_{l=1}^n a_{li}$ is the degree of user u_i . Inspired by the diffusion process presented by Zhou *et al.*,¹² we assume that a certain amount of resource (e.g., recommendation power) is associated with each user, and the weight s_{ij} represents the proportion of the resource, which u_j would like to distribute to u_i . Following a network-based resource-allocation process¹⁸ where each user distributes his/her initial resource equally to all the objects he/she has collected, and then each object sends back what it has received to all the users collected it, the weight s_{ij} (the fraction of initial resource u_j eventually gives to u_i) can be expressed as

$$s_{ij} = \frac{1}{k(u_j)} \sum_{l=1}^n \frac{a_{li}a_{lj}}{k(o_l)}, \quad (2)$$

where $k(o_l) = \sum_{i=1}^m a_{li}$ denotes the degree object o_l . Using the spreading process, the user correlation network can be constructed, whose edge weight is obtained by Eq. (2). For the user-object pair (u_i, o_j) , if u_i has not yet collected o_j (i.e., $a_{ji} = 0$), the predicted score, v_{ij} , is given as

$$v_{ij} = \frac{\sum_{l=1, l \neq i}^m s_{li}a_{jl}}{\sum_{l=1, l \neq i}^m s_{li}}. \quad (3)$$

From the definition of Eq. (3), one can get that, to a target user, all of his neighbors' collection information would affect the recommendation results, which is different with the definition reachability.¹⁹ Based on the definitions of s_{ij} and v_{ij} , SA-CF can be given. The framework of the algorithm is organized as follows:

- (i) Calculate the user similarity matrix $\{s_{ij}\}$ based on the spreading approach;
- (ii) For each user i , obtain the score v_{ij} on every object not being yet collected by j ;
- (iii) Sort the uncollected objects in descending order of v_{ij} , and those in the top will be recommended.

3. Numerical Results

To test the algorithmic accuracy and personality, we use a benchmark data set, namely *MovieLens*.^a The data consist of 1682 movies (objects) and 943 users, who vote movies using discrete ratings 1–5. Hence we applied the coarse-graining method previously used in Refs. 12 and 13: A movie is set to be collected by a user only if the giving rating is larger than 2. The original data contain 10^5 ratings, 85.25% of which are ≥ 3 , thus the user-object (user-movie) bipartite network after the coarse gaining contains 85250 edges. To test the recommendation algorithms, the data set is randomly divided into two parts: the training set contains 90% of the data, and the remaining 10% of data constitutes the probe. The training set is treated

^aThe MovieLens data can be downloaded from the web site of *GroupLens Research* (<http://www.grouplens.org>).

as known information, while no information in the probe set is allowed to be used for prediction.

A recommendation algorithm should provide each user with an ordered queue of all its uncollected objects. It should be emphasized that the length of queue should not be given artificially, because of the fact that the number of uncollected movies for different users are different. For an arbitrary user u_i , if the relation u_i-o_j is in the probe set (according to the training set, o_j is an uncollected object for u_i), we measure the position of o_j in the ordered queue. For example, if there are $L_i = 100$ uncollected movies for u_i , and o_j is the 10th from the top, we say the position of o_j is $10/L_i$, denoted by $r_{ij} = 0.1$. Since the probe entries are actually collected by users, a good algorithm is expected to give high recommendations to them, thus leading to small r_{ij} . Therefore, the mean value of the position r_{ij} , $\langle r \rangle$ (called *ranking score*¹²), averaged over all the entries in the probe, can be used to evaluate the algorithmic accuracy: the smaller the ranking score, the higher the algorithmic accuracy, and *vice versa*. Implementing the SA-CF and CF,^b the average values of ranking score are 0.12187 ± 0.02406 and 0.13069 ± 0.0571 .^c Clearly, under the simplest initial configuration, subject to the algorithmic accuracy, the SA-CF algorithm outperforms the standard CF.

4. Two Modified Algorithms

In order to further improve the algorithmic accuracy, we propose two modified methods. Similar to the Ref. 13, taking into account the potential role of object degree may give better performance. Accordingly, instead of Eq. (2), we introduce a more complicated way to get user-user correlation:

$$s_{ij} = \frac{1}{k(u_j)} \sum_{l=1}^m \frac{a_{li}a_{lj}}{k^\beta(o_l)}, \quad (4)$$

where β is a tunable parameter. When $\beta = 1$, this method degenerates to the algorithm mentioned in the last section. The case with $\beta > 1$ weakens the contribution of large-degree objects to the user-user correlation, while $\beta < 1$ will enhance the contribution of large-degree objects. According to our daily experience, if two users u_i and u_j has simultaneously collected a very popular object (with very large degree), it does not mean that their interests are similar; on the contrary, if two users

^bThe predicted results of standard CF can be directly obtained by applying Eq. (3) using s_{li}^c instead of s_{li} .

^cNote that the ranking score of the standard CF reported here is slightly different from that of the Ref. 12. It is because in this paper, if a movie in the probe set has not yet appeared in the known set, we automatically remove it from the probe; while Ref. 12 takes into account those movies only appeared in the probe via assigning zero score to them. Another alternative way is to automatically move those movies from the probe set to the known set, which guarantees that any target movie in the probe set has been collected by at least one user in the known set. The values of $\langle r \rangle$ are slightly different for these three implementations; however, the choice of different implementations has no substantial effect on our conclusions.

both collected an unpopular object (with very small degree), it is very likely that they share some common and particular tastes. Therefore, we expect a larger β (i.e., $\beta > 1$) will lead to higher accuracy than the routine case $\beta = 1$.

Figure 1 shows the algorithmic accuracy as a function of β . The curve has a clear minimum around $\beta = 1.9$, which strongly support the above statement. Compared with the routine case ($\beta = 1$), the ranking score can be further reduced by 11.2% at the optimal value. It is indeed a great improvement for recommendation algorithms. Besides accuracy, the average degree of all recommended movies $\langle k \rangle$ and the mean value of Hamming distance S^{13} are taken in account to measure the algorithmic personality. The movies with higher degrees are more popular than the ones with smaller degrees. The personal recommendation should give small $\langle k \rangle$ to fit the special tastes of different users. Figure 2 shows the average degree of all recommended movies as a function of β . One can see from Fig. 2 that the average degree is negatively correlated with β , thus depressing the recommendation power of high-degree objects gives more opportunity to the unpopular objects. The Hamming distance, $S = \langle H_{ij} \rangle$, is defined by the mean value among any two recommended lists of u_i and u_j , where $H_{ij} = 1 - Q/L$, L is the list length and Q is the overlapped number of objects in the two users' recommended lists. Figure 3 shows the positive correlation between S and β , in according with the simulation results in Fig. 2, which indicates that depressing the influence of high-degree objects makes the recommendations more personal. The above simulation results indicate that SA-CF outperforms CF from the viewpoints of accuracy and personality.

Besides the algorithmic accuracy and personality, the computational complexity should also be taken into account. Actually, we argue that a better algorithm should simultaneously require less computation and generate higher accuracy. Note

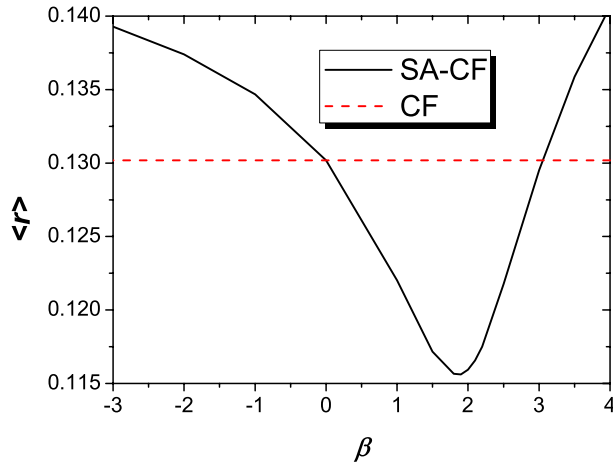


Fig. 1. $\langle r \rangle$ vs β . The solid and dashed curves represent the performances of SA-CF and CF, respectively. All the data points are obtained by averaging over 10 independent runs with different data-set divisions.

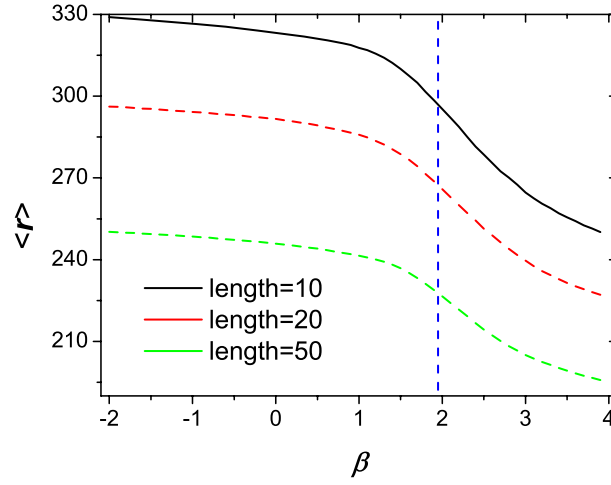


Fig. 2. The average degree of all recommended movies $\langle k \rangle$ vs β . The black solid, red dashed, and green dotted curves represent the cases with typical length $L = 10, 20$, and 50 , respectively. The blue dotted line corresponds to the optimal value $\beta_{\text{opt}} = 0.19$. All the data points are obtained by averaging over 10 independent runs with different data-set divisions.

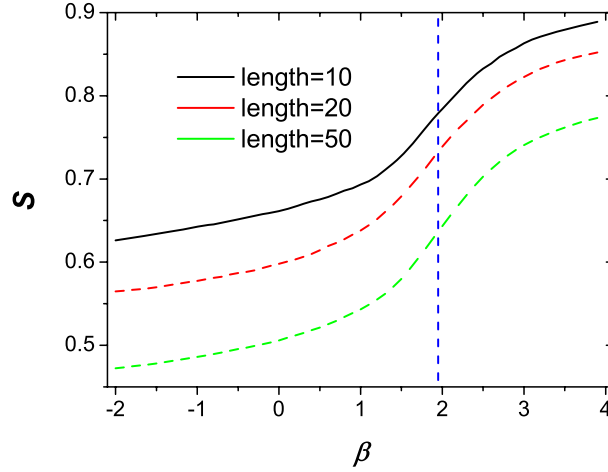


Fig. 3. S vs β . The black solid, red dashed and green dotted curves represent the cases with typical lengths $L = 10, 20$, and 50 , respectively. The blue dotted line corresponds to the optimal value $\beta_{\text{opt}} = 0.19$. All the data points are obtained by averaging over 10 independent runs with different data-set divisions.

that the computational complexity of Eq. (3) is very high if the number of user, m , is huge. Actually, the majority of user-user similarities are very small, which contribute little to the final recommendation. However, those inconsequential items, corresponding to the less similar users, dominate the computational time of Eq. (3). Therefore, we propose a modified algorithm, so-called top- N SA-CF, which only

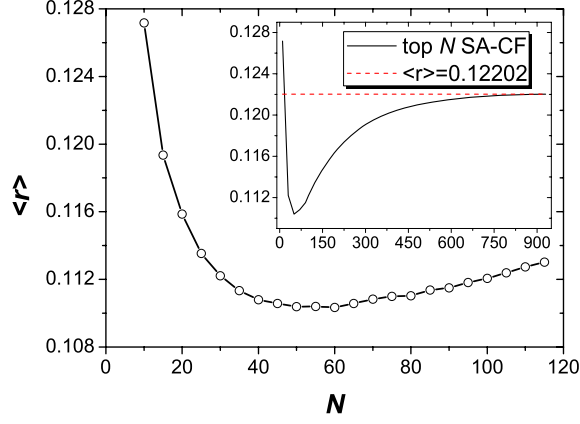


Fig. 4. $\langle r \rangle$ vs N . The inset shows the relation for larger N . Clearly, when N approaches n , the algorithmic accuracy is the same as that of the SA-CF with $\langle r \rangle = 0.12187 \pm 0.02406$. All the data points are obtained by averaging over 10 independent runs with different data-set divisions.

considers the N most similar users' information to any given user. That is to say, in the top- N SA-CF, the sum in Eq. (3) runs over only the N most similar users of u_i . In the process of calculation the similarity matrix s_{ij} , to each other, we can simultaneously record its most similar users. When $m \gg N$, the additional computing time for top- N similar users are remarkably shorter than what we can save from the traditional calculation of Eq. (3). More surprisingly, as shown in Fig. 4, with properly chosen N , this algorithm not only reduces the computation but also enhances the algorithmic accuracy. This property is of practical significance, especially for the huge-size recommender systems. From Figs. 2 and 3, one can find that, to the same β range, the anticorrelations between $\langle k \rangle$, S , and β are different in different β range. Maybe there is a phase transition in the anticorrelations. Because this paper mainly focuses on the accuracy and personality of the recommendation algorithms, this issue would be investigated in the future.

5. Conclusions

In this paper, the spreading activation approach is presented to compute the user similarity of the CF algorithm, named SA-CF. The basic SA-CF has obviously higher accuracy than the standard CF. Ignoring the degree-degree correlation in user-object relations, the algorithmic complexity of SA-CF is $\mathcal{O}(m\langle k_u \rangle \langle k_o \rangle + mn\langle k_o \rangle)$, where $\langle k_u \rangle$ and $\langle k_o \rangle$ denote the average degree of users and objects. Correspondingly, the algorithmic complexity of the standard CF is $\mathcal{O}(m^2\langle k_u \rangle + mn\langle k_o \rangle)$, where the first term accounts for the calculation of similarity between users, and the second term accounts for the calculation of the predictions. In reality, the number of users, m , is much larger than the average object degree, $\langle k_o \rangle$; therefore, the computational complexity of SA-CF is much less than that of the standard CF. The SA-CF has great potential significance in practice.

Furthermore, we proposed two modified algorithms based on SA-CF. The first algorithm weakens the contribution of large-degree objects to user–user correlations, and the second one eliminates the influence of less similar users. Both the two modified algorithm can further enhance the accuracy of SA-CF. More significantly, with proper choice of the parameter N , top- N SA-CF can simultaneously reduces the computational complexity and improves the algorithmic accuracy.

A natural question on the presented algorithms is whether these algorithms are robust to other data-sets or random recommendation? To SA-CF, the answer is yes, because it would get the user similarity more accurately. While to the two modified algorithms, the answer is no. Since both of the two modified algorithms introduced the tunable parameters β and N , the optimal values of different data sets are different. The further work would focus on how to find an effective way to obtain the optimal value exactly, then the modified algorithms could be implemented more easily.

Acknowledgments

We are grateful to T. Zhou, Z. Kuscsik, Y.-C. Zhang, and M. Medo for their greatly useful discussions and suggestions. This work is partially supported by SBF (Switzerland) for financial support through project C05.0148 (Physics of Risk), the National Basic Research Program of China (973 Program No. 2006CB705500), the National Natural Science Foundation of China (Grant Nos. 60744003, 10635040, 10532060, 10472116), and the Specialized Research Fund for the Doctoral Program of High Education of China (Grant No. 20060358065) and National Science fund for fosteringtalents in basic science (J0630319). GQ was supported by the Liaoning Education Department (Grant No. 20060140).

References

1. A. Broder, R. Kumar, F. Moghoul, P. Raghavan, S. Rajagopalan, R. Stata, A. Tomkins and J. Wiener, *Comput. Network* **33**, 309 (2000).
2. P. Resnick and H. R. Varian, *Commun. ACM* **40**, 56 (1997).
3. J. L. Herlocker, J. A. Konstan, K. Terveen and J. T. Riedl, *ACM Trans. Inf. Syst.* **22**, 5 (2004).
4. J. A. Konstan, B. N. Miller, D. Maltz, J. L. Herlocker, L. R. Gordon and J. Riedl, *Commun. ACM* **40**, 77 (1997).
5. M. Balabanović and Y. Shoham, *Commun. ACM* **40**, 66 (1997).
6. M. J. Pazzani, *Artif. Intell. Rev.* **13**, 393 (1999).
7. D. Billsus and M. Pazzani, *Proc. Int. Conf. Machine Learning* (1998).
8. B. Sarwar, G. Karypis, J. Konstan and J. Riedl, *Proc. ACM WebKDD Workshop* (2000).
9. K. Goldberg, T. Roeder, D. Gupta and C. Perkins, *Inf. Retrieval* **4**, 133 (2001).
10. Y.-C. Zhang, M. Blattner and Y.-K. Yu, *Phys. Rev. Lett.* **99**, 154301 (2007).
11. Y.-C. Zhang, M. Medo, J. Ren, T. Zhou, T. Li and F. Yang, *Eur. Phys. Lett.* **80**, 68003 (2007).
12. T. Zhou, J. Ren, M. Medo and Y.-C. Zhang, *Phys. Rev. E* **76**, 046115 (2007).

13. T. Zhou, L.-L. Jiang, R.-Q. Su and Y.-C. Zhang, *Eur. Phys. Lett.* **81**, 58004 (2008).
14. G. Adomavicius and A. Tuzhilin, *IEEE Trans. Know. Data Eng.* **17**, 734 (2005).
15. Z. Huang, H. Chen and D. Zeng, *ACM Trans. Inf. Syst.* **22**, 116 (2004).
16. B. Sarwar, G. Karypis, J. Konstan and J. Reidl, *Proceedings of the ACM Conference on Electronic Commerce* (ACM, New York, 2000), p. 158.
17. F. W. Walter, S. Battiston and F. Schweitzer, *Auton. Agent Multi-Agent Syst.* **16**, 1573 (2008).
18. Q. Ou, Y.-D. Jin, T. Zhou, B.-H. Wang and B.-Q. Yin, *Phys. Rev. E* **75**, 021102 (2007).
19. P. G. Lind, L. R. da Silva, J. S. Andrade and H. J. Herrmann, *Phys. Rev. E* **76**, 036117 (2007).