

# Experimental and Theoretical Study of 2,6-Difluorophenylnitrene, its Radical Cation, and of their Rearrangement Products in Argon Matrices.

Claudio Carra<sup>‡</sup> and Thomas Bally<sup>†</sup>

<sup>†</sup>*Institute for Physical Chemistry, Perolles, CH-1700 University of Fribourg, Switzerland*

<sup>‡</sup>*Department of Chemistry, University of Ottawa, ON- K1N 6N5, Canada*

## Supporting Information, Part 1

**Table S1:** Vertical excitation energies of difluoroazirine **3b** calculated by the CASPT2 method

**Figure S1:** Active space of molecular orbitals of **3b** referred to in the last column of Table S1.

**Table S2:** Vertical excitation energies of difluoroketeneinime **4b** calculated by the CASPT2 method

**Figure S2:** Active space of molecular orbitals of **4b** referred to in the last column of Table S2

**Table S3:** Vertical excitation energies of difluoroketeneinime radical cation **4b<sup>•+</sup>** calculated by the CASPT2 method

**Figure S3:** Active space of molecular orbitals of **4b<sup>•+</sup>** referred to in the last column of Table S3

**Table S1:** Vertical excitation energies of difluoroazirine **3b** calculated by the CASPT2 method <sup>a</sup>.

state	$\Delta E_{\text{CASSCF}}$ eV	$\Delta E_{\text{CASPT2}}$ eV	reference weight <sup>b</sup>	$\lambda$ nm	$F$ <sup>c</sup>	Major configurations <sup>d</sup>
1	0.00	0.00	0.76	–	–	87% ground config.
2	4.57	3.78	0.75	328	$3.9 \times 10^{-3}$	42% H-1→L 26% H→L+1
3	5.52	4.25	0.74	291	$2.3 \times 10^{-3}$	35% H-1→L+1 +17% H→L +12% H→L+1
4	6.74	4.70	0.71	264	$4.0 \times 10^{-2}$	18% H→L +1 +18% H-1→L
5	7.50	5.17	0.73	240	$1.4 \times 10^{-1}$	50% H→L 20% H→L+1
6	6.43	5.58	0.74	222	$1.2 \times 10^{-4}$	28% H-2→L +15% 2×[H→L]
7	7.88	6.06	0.71	205	$9.6 \times 10^{-3}$	16% H-2→L+1

<sup>a</sup> based on a CASSCF(14,12)/ANO-S wavefunction at the B3LYP/6-3G(d) geometry; to eliminate intruder states, a level shift of 0.2 h was applied in the CASPT2 calculations; <sup>b</sup> weight of the zero-order CASSCF in the CASPT2 wavefunction; <sup>c</sup> oscillator strength for electronic transition; <sup>d</sup> Electron excitations within the active space of orbitals depicted in Figure S1.

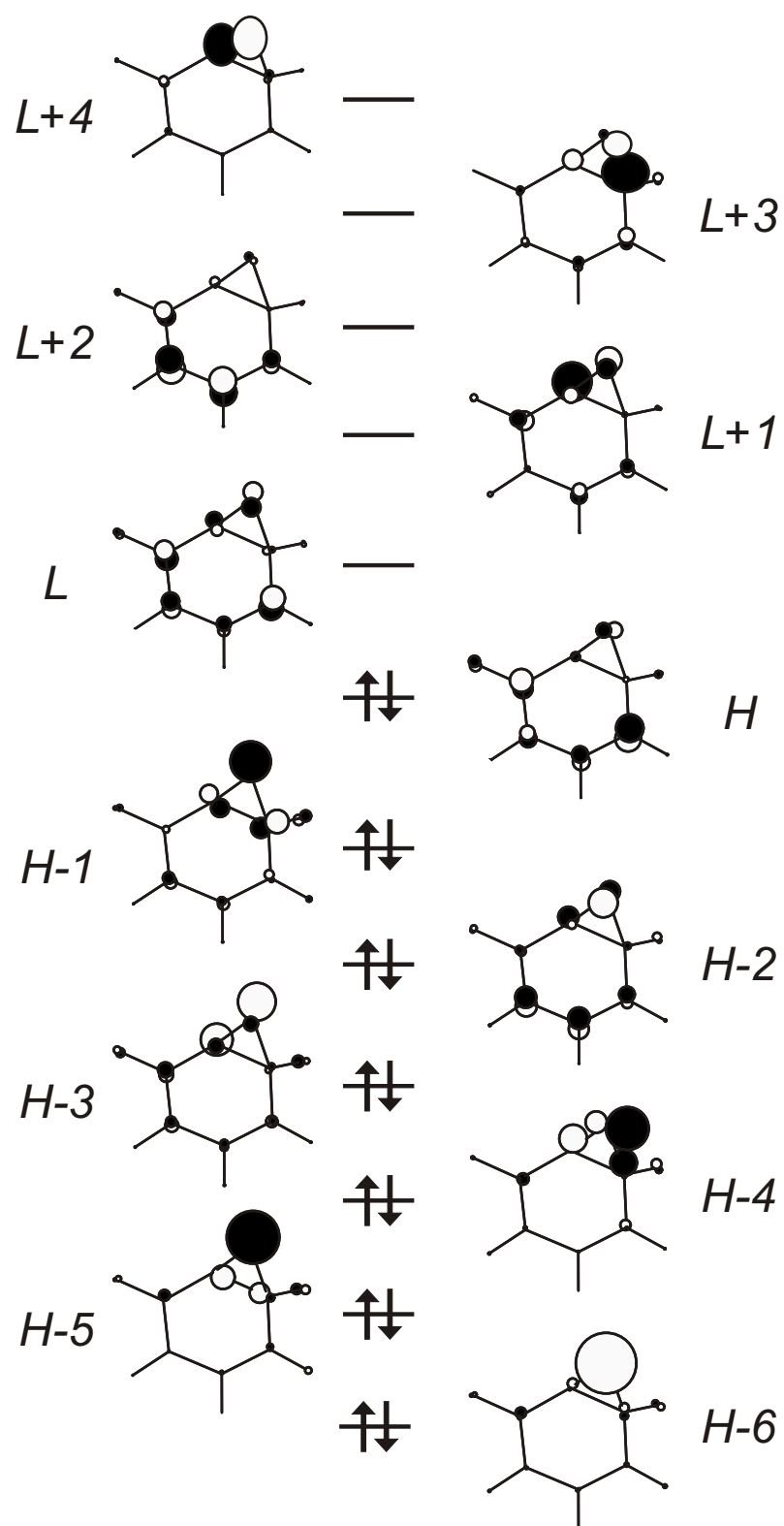


Figure S1

**Table S2:** Vertical excitation energies of difluoroketeneinime **4b** calculated by the CASPT2 method <sup>a</sup>.

state	$\Delta E_{\text{CASSCF}}$ eV	$\Delta E_{\text{CASPT2}}$ eV	reference weight <sup>b</sup>	$\lambda$ nm	$F$ <sup>c</sup>	Major configurations <sup>d</sup>
1A <sub>1</sub>	0.00	0.00	0.76	–	–	87% ground config.
2A <sub>1</sub>	3.65	2.97	0.75	417	2.0×10 <sup>-2</sup>	60% H→L
3A <sub>1</sub>	4.02	3.39	0.75	366	6.7×10 <sup>-3</sup>	50% H→L+1 11% [H →L+ H →L+1]
4A <sub>1</sub>	5.21	4.27	0.74	290	1.6×10 <sup>-2</sup>	44% H-1→L
6A <sub>1</sub>	6.31	4.56	0.70	271	4.8×10 <sup>-3</sup>	17% H →L+1 16% [H →L+ H→L+1]
5A <sub>1</sub>	5.61	4.93	0.74	251	3.8×10 <sup>-3</sup>	20% 2×[H→L]
7A <sub>1</sub>	6.62	5.06	0.70	249	1.2×10 <sup>-2</sup>	22% H-2→L 16% 2× [H→L]

<sup>a</sup> based on a CASSCF(14,12)/ANO-S wavefunction at the B3LYP/6-3G(d) geometry; to eliminate intruder states, a level shift of 0.2 h was applied in the CASPT2 calculations; <sup>b</sup> weight of the zero-order CASSCF in the CASPT2 wavefunction; <sup>c</sup> oscillator strength for electronic transition; <sup>d</sup> Electron excitations within the active space of orbitals depicted in Figure S2.

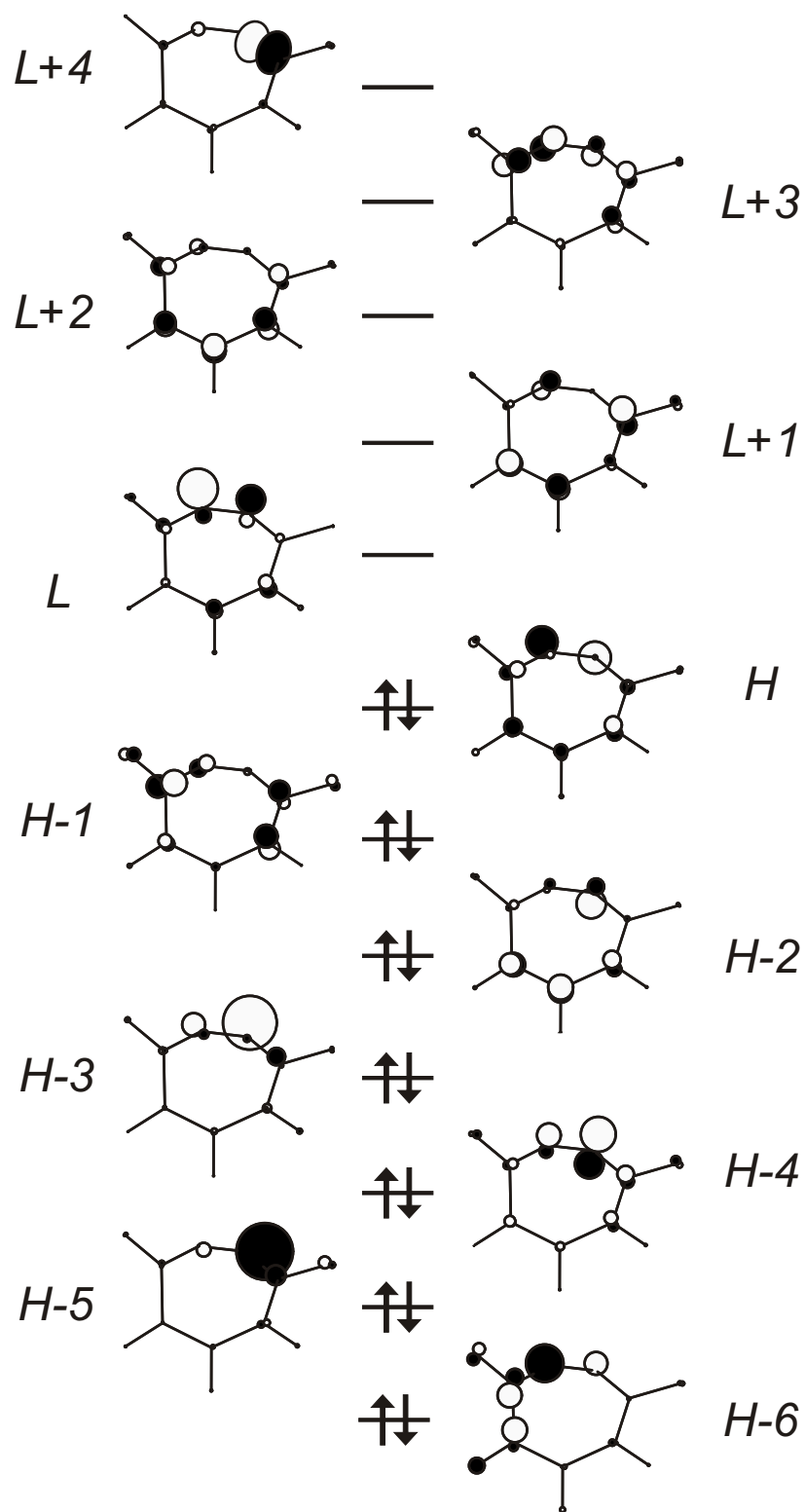


Figure S2

**Table S3:** Vertical excitation energies of difluoroketeneimine radical cation calculated by the CASPT2 method <sup>a</sup>.

state	$\Delta E_{\text{CASSCF}}$ eV	$\Delta E_{\text{CASPT2}}$ eV	reference weight <sup>b</sup>	$\lambda$ nm	$f^c$	Major configurations <sup>d</sup>
1A'	0.00	0.00	0.76	–	–	86% ground config.
1A''	1.75	1.48	0.76	836	$8.2 \times 10^{-4}$	78% 27a' $\rightarrow$ 6a''
2A''	2.12	1.83	0.76	677	$1.6 \times 10^{-4}$	77% 27a' $\rightarrow$ 7a''
2A'	3.69	3.54	0.76	350	$1.0 \times 10^{-4}$	43% 5a'' $\rightarrow$ 6a'' +20% 4a'' $\rightarrow$ 6a'' +12% 5a'' $\rightarrow$ 7a''
3A'	4.43	3.83	0.75	324	$2.0 \times 10^{-3}$	51% 5a'' $\rightarrow$ 7a''
4A'	4.65	4.32	0.76	287	$3.8 \times 10^{-3}$	22% 4a'' $\rightarrow$ 6a'' +30% 5a'' $\rightarrow$ 6a''
5A'	4.84	4.38	0.75	283	$8.4 \times 10^{-3}$	29% 5a'' $\rightarrow$ 6a'' +15% 4a'' $\rightarrow$ 6a'' +12% 4a'' $\rightarrow$ 7a''
3A''	5.19	4.68	0.76	265	$3.8 \times 10^{-4}$	78% 26a' $\rightarrow$ 6a''
4A''	5.53	4.75	0.75	261	$5.5 \times 10^{-5}$	66% 26a' $\rightarrow$ 7a''
5A''	6.07	5.07	0.75	245	$2.9 \times 10^{-4}$	64% 5a'' $\rightarrow$ 27a'

<sup>a</sup> based on a CASSCF(13,12)/ANO-S wavefunction at the B3LYP/6-3G(d) geometry; to eliminate intruder states, a level shift of 0.2 h was applied in the CASPT2 calculations; <sup>b</sup> weight of the zero-order CASSCF in the CASPT2 wavefunction; <sup>c</sup> oscillator strength for electronic transition; <sup>d</sup> Electron excitations within the active space of orbitals depicted in Figure S3.

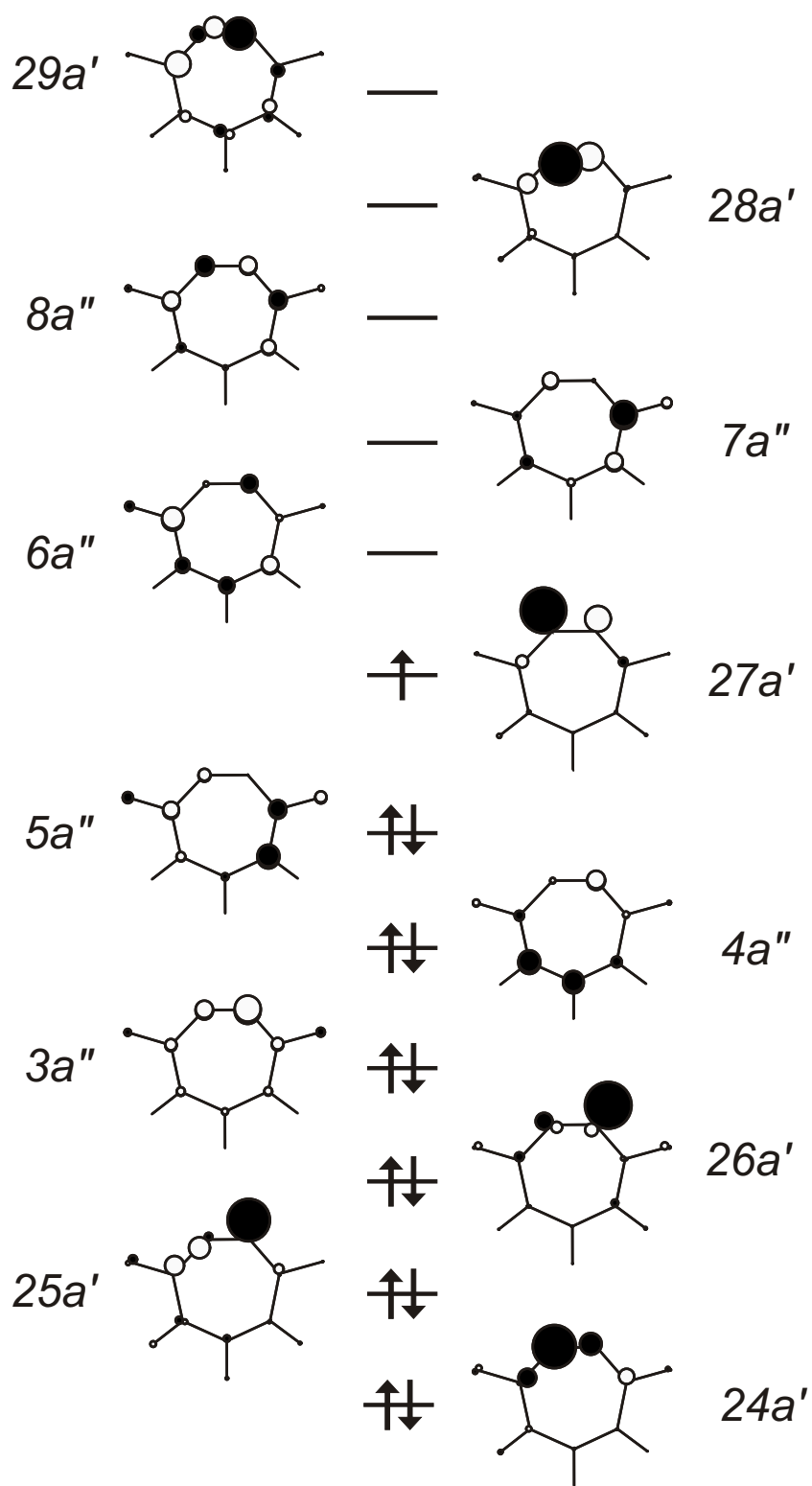


Figure S3

Experimental and Theoretical Study of 2,6-Difluorophenylnitrene, its Radical Cation, and of their Rearrangement Products in Argon Matrices.

Claudio Carra

Department of Chemistry, University of Ottawa, ON- K1N 6N5, Canada

Thomas Bally

Institute for Physical Chemistry, Perolles, CH-1700 University of Fribourg, Switzerland

Supporting Information, Part 2

=====

Neutral systems

-----

#n b3lyp/6-311+g(3d,2p)

- STRUCTURE 1b -

0,3

7	0.000000	0.000000	-2.158529
6	0.000000	0.000000	-0.840209
6	0.000000	0.000000	1.993055
6	-1.207787	0.000000	-0.068346
6	1.207787	0.000000	-0.068346
6	1.217875	0.000000	1.304655
6	-1.217875	0.000000	1.304655
9	-2.363307	0.000000	-0.742736
9	2.363307	0.000000	-0.742736
1	2.163240	0.000000	1.826566
1	-2.163240	0.000000	1.826566
1	0.000000	0.000000	3.073049

E(UB+HF-LYP) = -484.927516183

Zero-point correction=

0.074925 (Hartree/Particle)

Thermal correction to Energy=

0.081800

Thermal correction to Enthalpy=

0.082744

Thermal correction to Gibbs Free Energy=

0.043166

-----

#N B3LYP/6-31G\*

- STRUCTURE 1b -

0,3

7	0.000000	0.000000	-2.165935
6	0.000000	0.000000	-0.838326
6	0.000000	0.000000	2.001912
6	-1.211078	0.000000	-0.068636
6	1.211078	0.000000	-0.068636
6	1.220191	0.000000	1.310480
6	-1.220191	0.000000	1.310480
9	-2.364183	0.000000	-0.748518
9	2.364183	0.000000	-0.748518
1	2.171068	0.000000	1.832143
1	-2.171068	0.000000	1.832143
1	0.000000	0.000000	3.086941



E(UB+HF-LYP) = -484.766419476  
 Zero-point correction= 0.075208 (Hartree/Particle)  
 Thermal correction to Energy= 0.082135  
 Thermal correction to Enthalpy= 0.083079  
 Thermal correction to Gibbs Free Energy= 0.043419

-----

#N B3LYP/6-31G\*

- STRUCTURE 3b -

0,1  
 6 -1.511467 -0.953073 0.373700  
 6 -1.608513 0.493379 0.288891  
 6 -0.509743 1.275286 0.102261  
 1 -2.576022 0.969649 0.418648  
 6 0.701138 0.519196 0.112100  
 9 -0.552620 2.602191 -0.054047  
 7 1.574480 -0.093520 0.826141  
 6 0.835547 -0.901354 -0.187966  
 9 1.568906 -1.347383 -1.253058  
 1 -0.383193 -2.745960 0.052056  
 6 -0.370088 -1.662698 0.129186  
 1 -2.429969 -1.486741 0.601213

E(RB+HF-LYP) = -484.737462732  
 Zero-point correction= 0.076232 (Hartree/Particle)  
 Thermal correction to Energy= 0.082936  
 Thermal correction to Enthalpy= 0.083880  
 Thermal correction to Gibbs Free Energy= 0.045044

-----

#N B3LYP/6-31G\*

- STRUCTURE 4b -

0,1  
 7 -1.205441 0.755393 -0.586009  
 6 -1.342016 0.088045 0.615871  
 6 -0.330660 -0.144073 1.511624  
 6 1.067967 0.155740 1.338702  
 6 1.771816 0.234847 0.166555  
 6 1.093356 -0.106789 -1.061916  
 6 -0.140193 0.366641 -1.166617  
 9 -2.599279 -0.174014 0.972588  
 1 -0.654227 -0.450066 2.502257  
 1 1.615464 0.340099 2.261871  
 1 2.816419 0.542464 0.166204  
 9 1.703592 -0.857843 -2.000764

E(RB+HF-LYP) = -484.745623809  
 Zero-point correction= 0.076325 (Hartree/Particle)  
 Thermal correction to Energy= 0.083174  
 Thermal correction to Enthalpy= 0.084118  
 Thermal correction to Gibbs Free Energy= 0.044927

-----

#N B3LYP/6-31G\*

- STRUCTURE TS 1b <-> 3b -

0,1

6	-1.659246	0.191721	-0.522478
6	-1.685325	0.216649	0.854069
6	-0.499928	0.191727	1.673306
6	0.710978	-0.044018	1.105277
6	0.756784	-0.266105	-0.344960
6	-0.377444	0.191269	-1.125837
9	1.835648	-0.107591	1.816321
7	1.147263	-1.200094	-1.113492
9	-0.249330	0.620675	-2.375987
1	-0.580149	0.301907	2.749701
1	-2.560448	0.301872	-1.117704
1	-2.642027	0.291672	1.363182

E(RB+HF-LYP) = -484.711176481

Zero-point correction=

0.075026 (Hartree/Particle)

Thermal correction to Energy=

0.081554

Thermal correction to Enthalpy=

0.082498

Thermal correction to Gibbs Free Energy=

0.043983

-----  
#N B3LYP/6-31G\*

- STRUCTURE TS 3b <-> 4b -

0,1

6	-1.557424	0.183686	-0.492767
6	-1.566818	0.004446	0.895626
6	-0.411440	-0.050572	1.691781
6	0.863209	-0.057447	1.118859
6	0.870376	-0.468297	-0.183466
6	-0.413227	-0.011760	-1.279150
9	1.963937	0.353313	1.775769
7	0.463393	-1.145811	-1.175298
9	-0.242384	0.737758	-2.384505
1	-0.496593	-0.058348	2.775591
1	-2.423769	0.623450	-0.980434
1	-2.525429	0.035589	1.405258

E(RB+HF-LYP) = -484.726787630

Zero-point correction=

0.074635 (Hartree/Particle)

Thermal correction to Energy=

0.081114

Thermal correction to Enthalpy=

0.082058

Thermal correction to Gibbs Free Energy=

0.043663

-----  
Radical Cations  
-----

#n b3lyp/6-311++g\*\*

- STRUCTURE 2b+ -

1,2

7	0.000000	0.000000	-2.108289
6	0.000000	0.000000	-0.840896
6	0.000000	0.000000	1.954114

6	-1.264476	0.000000	-0.063778
6	1.264476	0.000000	-0.063778
6	1.248841	0.000000	1.299133
6	-1.248841	0.000000	1.299133
9	-2.366587	0.000000	-0.749909
9	2.366587	0.000000	-0.749909
1	2.177597	0.000000	1.856497
1	-2.177597	0.000000	1.856497
1	0.000000	0.000000	3.039819

E(UB+HF-LYP) = -484.596116444

Zero-point correction=

0.075944 (Hartree/Particle)

Thermal correction to Energy=

0.083040

Thermal correction to Enthalpy=

0.083984

Thermal correction to Gibbs Free Energy=

0.044132

-----

#n b3lyp/6-31g\*

- STRUCTURE 2b+ -

1,2			
7	0.000000	0.000000	-2.112962
6	0.000000	0.000000	-0.839992
6	0.000000	0.000000	1.960351
6	-1.265862	0.000000	-0.063760
6	1.265862	0.000000	-0.063760
6	1.250628	0.000000	1.303626
6	-1.250628	0.000000	1.303626
9	-2.367856	0.000000	-0.754411
9	2.367856	0.000000	-0.754411
1	2.181395	0.000000	1.860975
1	-2.181395	0.000000	1.860975
1	0.000000	0.000000	3.047624

E(UB+HF-LYP) = -484.466717281

Zero-point correction=

0.076605 (Hartree/Particle)

Thermal correction to Energy=

0.083689

Thermal correction to Enthalpy=

0.084633

Thermal correction to Gibbs Free Energy=

0.044827

-----

#n b3lyp/6-31g\*

- STRUCTURE 4b+ -

1,2			
7	1.136670	0.846180	0.000000
6	1.486661	-0.433087	0.000000
6	0.641861	-1.552913	0.000000
6	-0.745554	-1.537082	0.000000
6	-1.646774	-0.453360	0.000000
6	-1.318804	0.890760	0.000000
6	0.000000	1.385339	0.000000
9	2.767284	-0.659767	0.000000
1	1.142667	-2.515885	0.000000
1	-1.215113	-2.516074	0.000000
1	-2.708898	-0.685477	0.000000
9	-2.287250	1.770461	0.000000

E(UB+HF-LYP) =	-484.592568598	
Zero-point correction=		0.076948 (Hartree/Particle)
Thermal correction to Energy=		0.083995
Thermal correction to Enthalpy=		0.084939
Thermal correction to Gibbs Free Energy=		0.043798

-----